



The  
**Block**  
at MIDTOWN

**RETAIL SPACE FOR LEASE**  
FULL CITY BLOCK BORDERED BY TRAVIS,  
W. GRAY, & MILAM

2020 TRAVIS STREET | HOUSTON, TX 77002



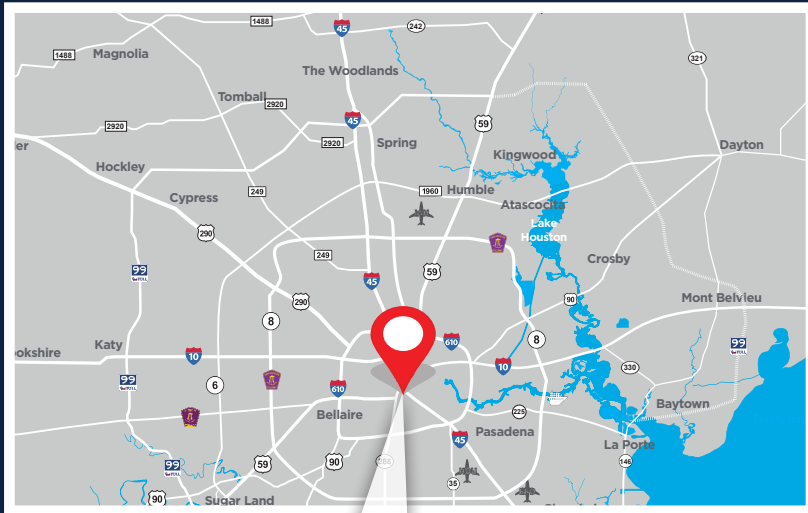
**MARK LAPEYROUSE II** | [ml@williamsburgent.com](mailto:ml@williamsburgent.com) | 713.804.1011

**KHALED SALEM** | [ks@williamsburgent.com](mailto:ks@williamsburgent.com) | 713.804.1020

# The Block

at MIDTOWN  
HOUSTON, TEXAS

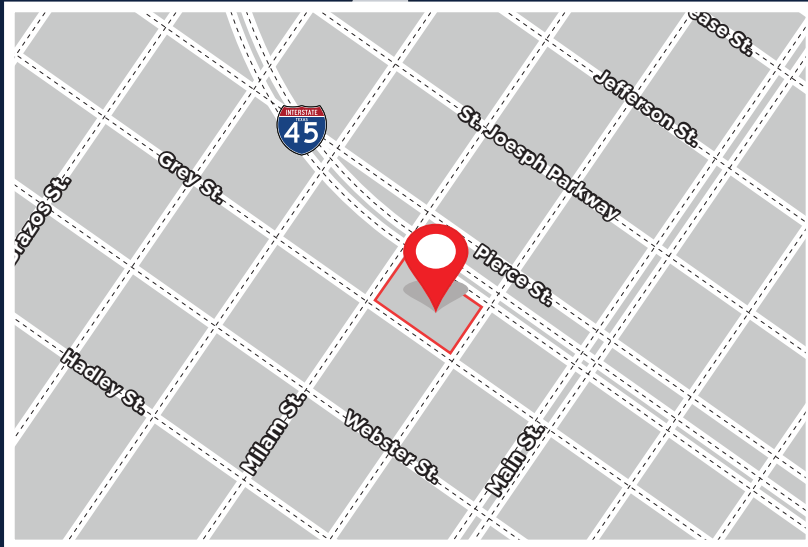
## PROJECT HIGHLIGHTS



**\$6.4B**  
TOTAL CONSUMER  
SPENDING



**93K**  
DAYTIME POPULATION



**\$81,439**  
MEDIAN INCOME



**37.7**  
MEDIAN AGE

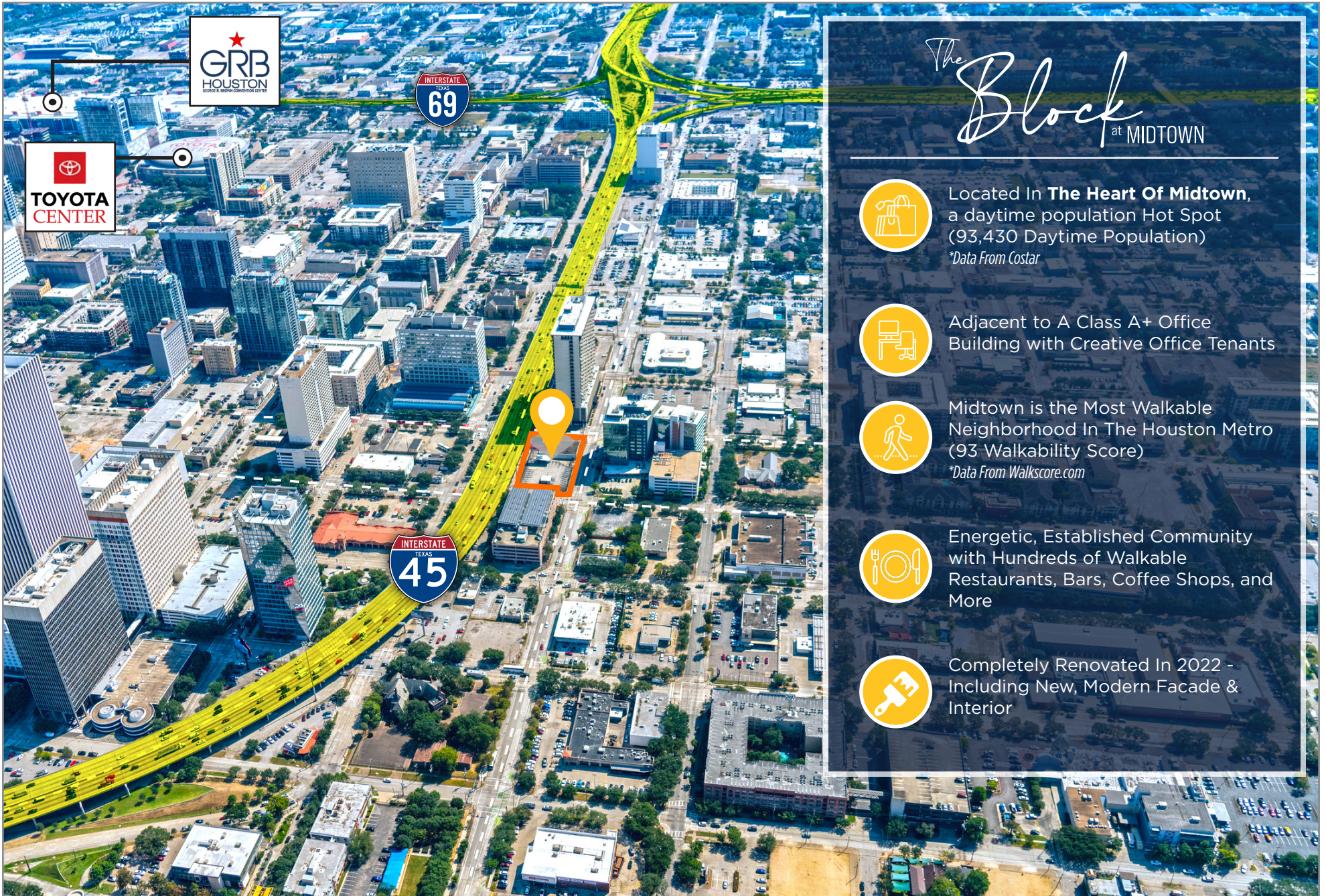
DATA FROM COSTAR

**MARK LAPEYROUSE II**  
713.804.1011  
ml@williamsburgent.com

**KHALED SALEM**  
713.804.1020  
ks@williamsburgent.com







# The Block at MIDTOWN



Located In **The Heart Of Midtown**, a daytime population Hot Spot (93,430 Daytime Population)  
*\*Data From Costar*



Adjacent to A Class A+ Office Building with Creative Office Tenants



Midtown is the Most Walkable Neighborhood In The Houston Metro (93 Walkability Score)  
*\*Data From Walkscore.com*



Energetic, Established Community with Hundreds of Walkable Restaurants, Bars, Coffee Shops, and More



Completely Renovated In 2022 - Including New, Modern Facade & Interior

**MARK LAPEYROUSE II**  
713.804.1011  
ml@williamsburgent.com

**KHALED SALEM**  
713.804.1020  
ks@williamsburgent.com



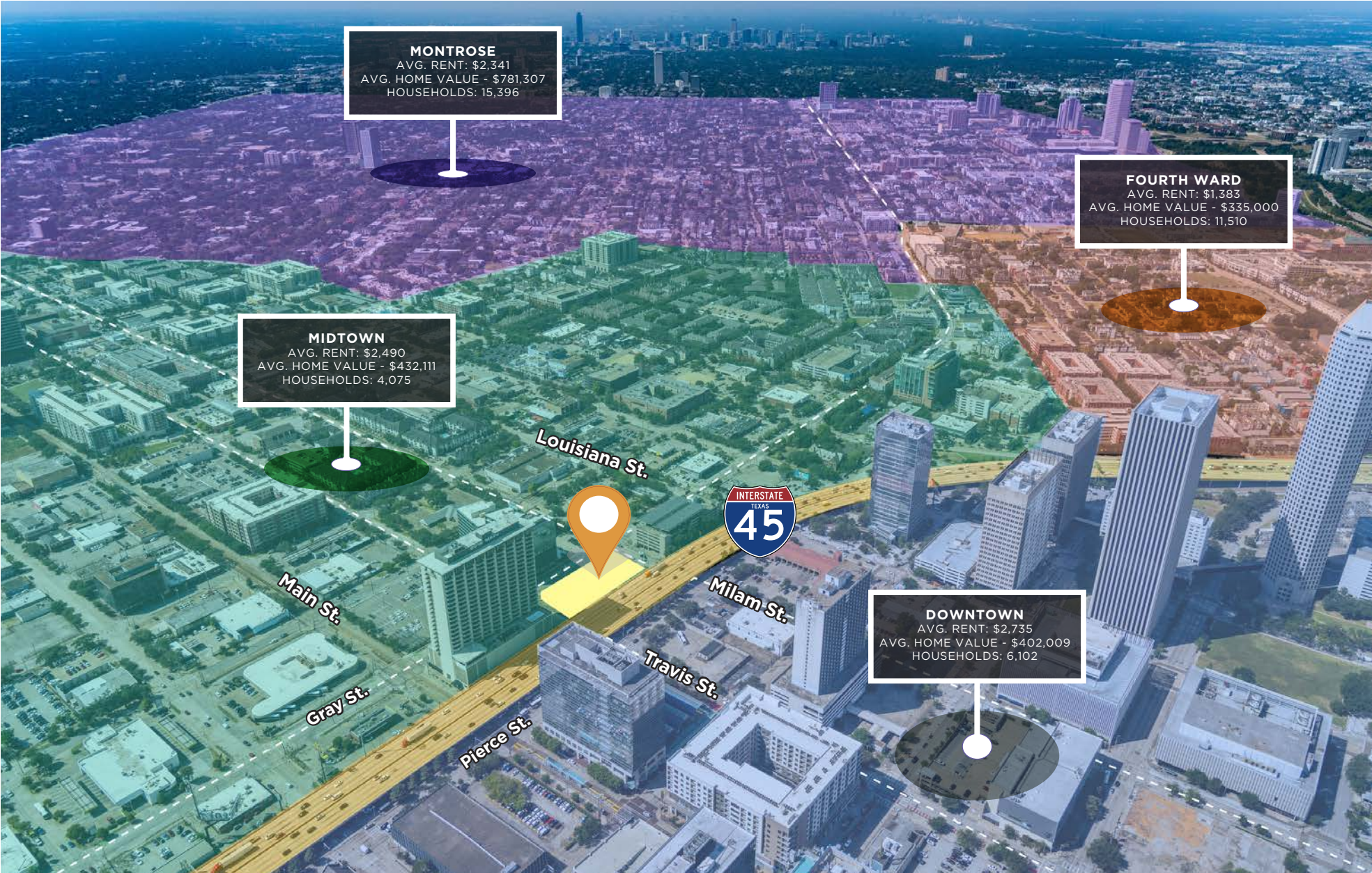


# RETAIL AERIAL





# RESIDENTIAL AERIAL





- 1 WEI'S KITCHEN 5,720 SF
- 2 AVAILABLE FOR LEASE 4,206 SF







# DEMOGRAPHICS



POPULATION	1 MILE	3 MILES	5 MILES
CURRENT POPULATION	28,407	208,581	484,582
2010 POPULATION	17,954	164,452	394,410
2027 POP. PROJECTION	30,592	219,091	507,041
POPULATION GROWTH	4.9%	2.2%	1.9%
MEDIAN AGE	40.1	38.7	37.7

INCOME	1 MILE	3 MILES	5 MILES
AVERAGE HH INCOME	\$109,548	\$114,652	\$108,160
MEDIAN HH INCOME	\$81,439	\$79,526	\$70,490

RACE & ETHNICITY	1 MILE	3 MILES	5 MILES
WHITE	17,684	137,355	325,372
BLACK/AFRICAN AMERICAN	7,582	52,501	111,550
HISPANIC ORIGIN	6,098	67,298	186,329
ASIAN/PACIFIC ISLANDER	2,327	13,032	34,861
OTHER RACES	656	4,155	8,832

HOUSEHOLDS	1 MILE	3 MILES	5 MILES
CURRENT HOUSEHOLDS	15,884	93,619	206,375
2010 HOUSEHOLDS	9,558	71,878	165,971
2027 HH. PROJECTION	17,189	98,716	216,348
HH GROWTH '22-'27	1.5%	1.0%	0.9%
HH GROWTH '10-'22	4.9%	2.2%	1.9%
OWNER OCCUPIED HH	5,037	37,252	92,904
RENTER OCCUPIED HH	12,152	61,464	123,444
AVG. HH SIZE	1.6	1.9	2.2
TOTAL CONSUMER SPEND	\$467.5M	\$2.9B	\$6.4B

DATA FROM COSTAR





## Our Story

Founded in 2009, our portfolio consists of over two million square feet of Retail, Multifamily, and Industrial properties.

## Our Firm

We are a fully integrated Real Estate Investment Firm that specializes in the acquisition, development, leasing, and management of a rapidly growing commercial real estate portfolio.

## Our Mission

We seek to add value to the properties we manage and the communities they serve. We are a for-profit enterprise, but proudly manage a large annual philanthropic budget that supports education and community involvement.

*The*  
**Block**  
at MIDTOWN

## Leasing Contact

---

### MARK LAPEYROUSE II

e | [ml@williamsburgent.com](mailto:ml@williamsburgent.com)

t | 713.804.1011

### KHALED SALEM

e | [ks@williamsburgent.com](mailto:ks@williamsburgent.com)

t | 713.804.1020

The Post Oak Hotel | 1600 W Loop S | Suite 900 | Houston, Texas 77027

©2024 Williamsburg Enterprises